


# Letter Fun

Randy the rabbit loves to play baseball in the backyard. Help him throw a perfect pitch. Colour by letter.



## PARENT TIP



Have your child say the colour and letter names to encourage recognition. Don't put any pressure on children to colour inside the lines, but demonstrate for them how to keep inside the lines and how to colour in one direction. Point out the difference between a 'b' and a 'd'. Use your fists making a thumbs up sign to show how your left hand is a 'b' and your right hand a 'd' (as long as the child is beside you, looking in the same direction as you are!).

# Backyard Fun

Draw a picture of what you like to do in your backyard. Tell someone about your picture.



Have someone print a sentence about your picture describing your favourite backyard fun.



Two sets of handwriting lines, each consisting of a solid top line, a dashed middle line, and a solid bottom line, for the child to write a sentence.

## PARENT TIP



Have your child tell you about the picture. If your child has trouble sharing thoughts and ideas, you may need to encourage talk by asking questions. You will need to print the words to finish the sentences for your child. As you are printing, you can name the letters or draw attention to the sounds some of them make. Try to model neat printing, and make writing fun!



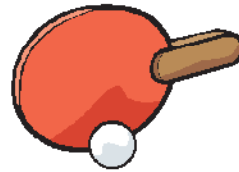
# Toys, Toys, Toys

Circle the toy in each box that matches the shape.

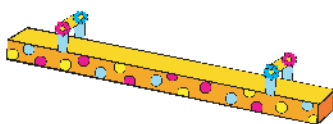

Circle



Square



Rectangle

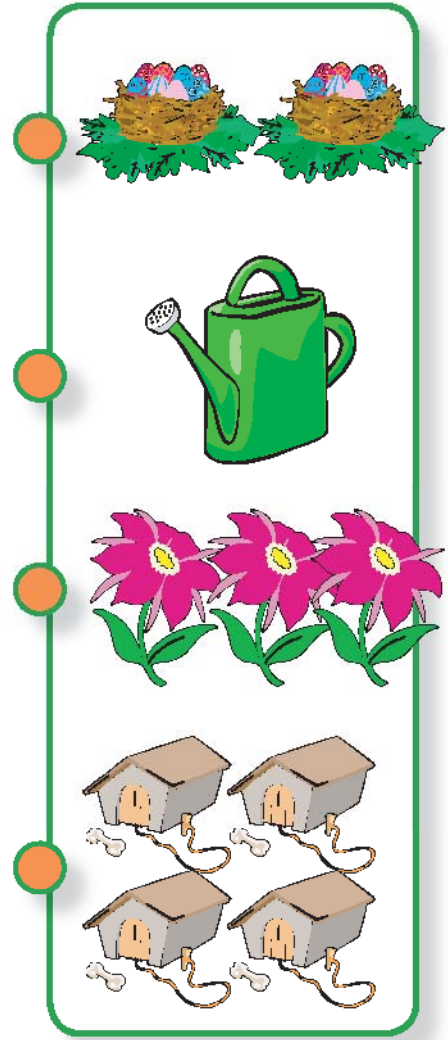



Triangle



# Matching Sets

Draw a line to join the items that are matching sets.  
Matching sets have the same number of items.



## PARENT TIP



To help your child make matching sets, discuss how the amount is exactly the same, but the objects can be different. Help your child count aloud and point to the pictures. Your child may need you to guide his/her hand to make the connecting lines, or may need you to draw dotted lines to trace.