




# COMMUNITY HELPERS




Title	Things They Use to Help Us
1.	
2.	
3.	
4.	
5.	





In this box, draw a picture of a community helper helping people.



# SHAPES






In your home and in the neighbourhood, have your child point out objects that have the shapes listed below. They do not have to be perfect (for example, a donut would be a circle, even if it's not a perfect circle).

SHAPE	HOME	COMMUNITY
 Circle	1. _____ 2. _____ 3. _____	1. _____ 2. _____ 3. _____
 Square	1. _____ 2. _____ 3. _____	1. _____ 2. _____ 3. _____
 Rectangle	1. _____ 2. _____ 3. _____	1. _____ 2. _____ 3. _____
 Triangle	1. _____ 2. _____ 3. _____	1. _____ 2. _____ 3. _____




# CLASSIFICATION

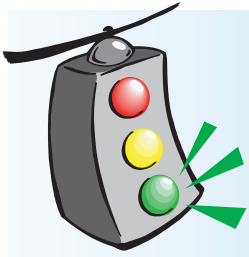
When your child identifies an object for each category below, have her/him write it in the proper box below. Younger children may need your help. It's OK if your child identifies the same object for "at or around home" and "in the community."

CATEGORY	AT OR AROUND HOME	IN THE COMMUNITY
 <p><b>BIRDS</b></p>	1. _____ 2. _____ 3. _____ 4. _____	1. _____ 2. _____ 3. _____ 4. _____
 <p><b>INSECTS</b></p>	1. _____ 2. _____ 3. _____ 4. _____	1. _____ 2. _____ 3. _____ 4. _____
 <p><b>ANIMALS</b></p>	1. _____ 2. _____ 3. _____ 4. _____	1. _____ 2. _____ 3. _____ 4. _____

# CLASSIFICATION

When your child identifies an object for each category below, have her/him write it in the proper box below. Younger children may need your help. It's OK if your child identifies the same object for "at or around home" and "in the community."

CATEGORY	AT OR AROUND HOME	IN THE COMMUNITY
 <p><b>FRUITS</b></p>	1. _____ 2. _____ 3. _____ 4. _____	1. _____ 2. _____ 3. _____ 4. _____
 <p><b>VEGETABLES</b></p>	1. _____ 2. _____ 3. _____ 4. _____	1. _____ 2. _____ 3. _____ 4. _____
 <p><b>FLOWERS</b></p>	1. _____ 2. _____ 3. _____ 4. _____	1. _____ 2. _____ 3. _____ 4. _____



# SAFETY



At home and in the community, find and list things that are there to help us keep safe.  
(Traffic Lights would be one example.)

## THINGS TO KEEP US SAFE

### AT HOME

1. \_\_\_\_\_
2. \_\_\_\_\_
3. \_\_\_\_\_
4. \_\_\_\_\_
5. \_\_\_\_\_
6. \_\_\_\_\_
7. \_\_\_\_\_
8. \_\_\_\_\_
9. \_\_\_\_\_
10. \_\_\_\_\_

### IN THE COMMUNITY

1. \_\_\_\_\_
2. \_\_\_\_\_
3. \_\_\_\_\_
4. \_\_\_\_\_
5. \_\_\_\_\_
6. \_\_\_\_\_
7. \_\_\_\_\_
8. \_\_\_\_\_
9. \_\_\_\_\_
10. \_\_\_\_\_