

Part 1



PARTS OF SPEECH

page

6

- | | |
|--------------------------------|----|
| 1. Verbs | 8 |
| 2. Nouns | 15 |
| 3. Adjectives | 19 |
| 4. Pronouns | 21 |
| 5. Pronouns Used as Adjectives | 26 |
| 6. Adverbs | 31 |
| 7. Prepositions | 33 |
| 8. Conjunctions | 37 |

Part 2



**USING PARTS OF SPEECH
IN WRITING**


42

- | | |
|---------------------------------------|----|
| 1. Making Comparisons using similes | 43 |
| 2. Making Comparisons using metaphors | 42 |
| 3. Synonyms, Antonyms, Homonyms | 45 |



Part 3

page



SENTENCE STRUCTURE

49

1. Simple Sentences
2. Clauses
3. Compound Sentences
4. Complex Sentences

52


59

61

66



Part 4



PUNCTUATION

70

Pretest: Story: “The First Day” (unpunctuated)

72

1. Punctuation at the end of a sentence
2. The Period
3. The Comma
4. The Colon and the semi-colon
5. Quotation Marks
6. The Apostrophe
7. The Hyphen
8. The Dash
9. Ellipsis

73

75

77

81

84

88

91

93

94

Post -test: “The First Day” (unpunctuated)

97

Correct answers: “The First Day”

99



Part 5: Reading for Understanding


page



100

- 1. Activating Prior Knowledge 102
- 2. Predicting 108
- 3. Skimming and Scanning 112
- 4. Key Words, Key Concepts 121
- 5. Clarifying and Re-reading 127
- Concluding Activity 133

Part 6: Getting Writing Right



136

- 1. Pre-Writing: Setting a Purpose / Knowing your Reader 145
- 2. Brainstorming 146
- 3. Researching 150
- 4. Interviewing/ Asking questions 155
- 5. Summarizing 159
- 6. Writing a First Draft 162
- 7. Evaluating and Revising 165
- 8. Proofreading/ Editing 168

Concluding Activity: Narrative Writing 171

Graphic organizers for writing can be found on pages 148, 149, 164, 175, 176

Reference Guide: Glossary 177

Achievement Chart 184

